

Quality is more than a word

ESPEC

Rapid-Rate Thermal Cycle Chamber

TCC-150W



High temperature rate of change with uniformity and reproducibility

Covering various applications from JEDEC and IEC test standards to screening, the Rapid-Rate Thermal Cycle Chamber is ideally suited for specimen test requiring quick changes of temperature.

It is equipped with advanced technologies such as the specimen temperature control, that allows linear specimen temperature rates of change during rapid thermal cycling, or accurate temperature ramp control.

ESPEC once again dedicates its great experience in environmental test business to fully satisfy its customers.



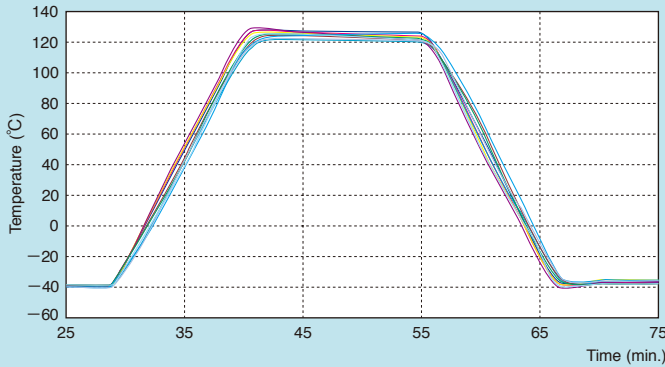


*The emergency stop switch, paperless recorder and casters are optional.

Performance

● Temperature change (example)

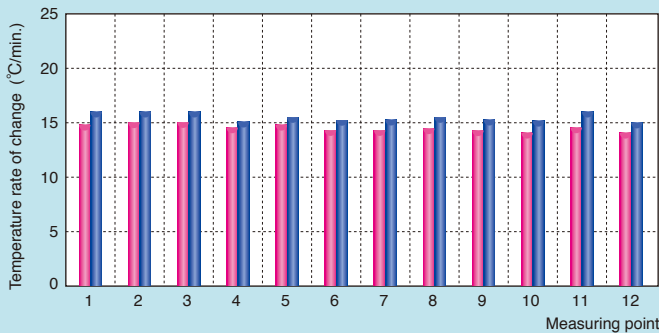
■ Temperature change measurement data



■ Temperature rate of change at twelve measuring points (Average)

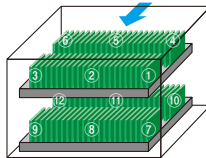
■ For temperature heat up: 13.9 to 15.1°C/min.
■ For temperature pull down: 14.9 to 15.4°C/min.

* Conforms to IEC60068-3-5: 2001



Test conditions

High temp. soak : +125°C
 Low temp. soak : -40°C
 Ramp rate : 15°C/min.
 Control point : Air outlet sensor
 Specimen : Printed Circuit Board, 145 × 130 mm,
 90 pcs.



Measurement method

As shown on the right, thermocouples are attached to the specimens at twelve measuring points.

● Uniform and reproducible temperature rate of change

Through simulation of wind volume and wind speed, the TCC-150W achieves minimum specimen temperature variations, enabling more accurate quick temperature change testing. For specimen temperature, the ramp rate is 15°C/min. For air temperature, the ramp rate is 23°C/min. (temperature heat up average)

● Meets International standards

Designed to comply with major environmental test standards like IEC, JEDEC, SAE... (p.7)

Performance

● Temperature ramp control function

To maintain a constant temperature rate of change for specimens testing, the TCC-150W uses a sensor (positioned by the user) for specimen temperature measurement, and a high-speed controller that enables accurate control. High-speed measurement and control processing are now possible. The TCC-150W also uses dedicated technologies for specimen temperature ramp control, such as:

- Technology to increase refrigeration capacity at low temperatures;
- Conditioning technology to minimize differences between specimen temperature and air temperature in the chamber;
- Technology to ensure airflow speed uniformity so that specimen temperature variations can be minimized.

● Specimen temperature control and air temperature control

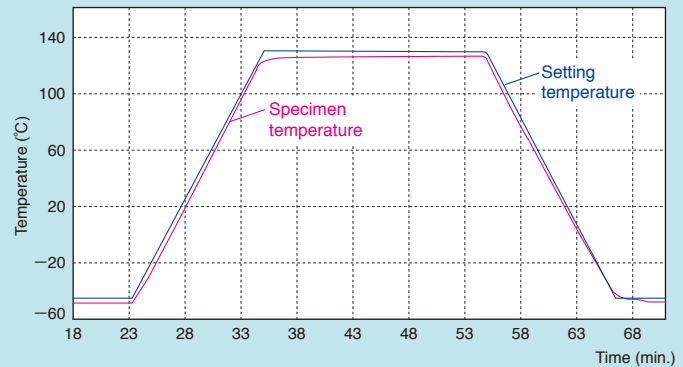
The TCC-150W chamber offers two temperature control modes:

- A specimen temperature control mode allowing a specimen temp. ramp rate to 15°C / min. conforms to JEDEC standard requirements;
- An air temperature control mode to be used for temperature cycling tests.

This chamber supports a wide range of applications and covers various standard tests and screening.

● Specimen temperature ramp control (Example)

■ Specimen temperature control data



Test conditions

High temp. soak : +130°C
Low temp. soak : -45°C
Ramp rate : 15°C/min.
Control point : Front center specimen on the lower level
Specimen : Printed Circuit Board, 145 × 130 mm, 90 pcs.

Measurement method

45 specimens placed in two rows on two levels in the specimen basket, with thermocouples attached to the surface of each specimen at the control point.





Test area

- **Boast of large test area capacity**

The test area large capacity allows to test up to 60 B-5 size (vertical position) printed circuit boards at once.

- **Easy wiring access**

The chamber features free access to the test area. Cable ports are provided on both right and left sides to allow easy wiring of specimens for measurement or voltage application.

- **Door hinge with auto-closing prevention**

The door is equipped with hinges preventing auto-closing. When the door is open or closed, the chamber temporarily stops at 60 and 120 degrees to ensure greater safety.



Specimen temperature input terminal (Left)
Specimen power supply control terminal (Right)

Cable port

- **Comprehensive safety system**

Various safety devices and functions ensure secured use of the equipment: for example, attempting to start operation without locking the door properly will result in the triggering of an alarm buzzer.

- **Material labeling for easy recycling**

Plastic molded components are labeled and easily detachable to make recycling easier during future disposal of the equipment.

- **Paperless recorder (option)**

A built-in paperless recorder is available to record temperatures from various sources, such as test area temperature. Recording is possible on Compact Flash Card or via USB port.



Paperless recorder (Option)

Control operation

● Color LCD interactive touch-screen system

Operation and settings simplified by the use of a touch-screen LCD display (instructions displayed on-screen). At-a-glance confirmation of test patterns, test area temperatures, temperature cycles, upstream / downstream control, and trend graphs display.

● Three operation modes

The TCC-150W features three operation modes: Program Operation, Constant Operation, and Cycle Operation, allowing easy operation of various test patterns.

● Door-mounted instrumentation

Instrumentation including the touch-screen controller is incorporated into the door. It reduces the overall footprint and frees up both sides of the chamber for easy access.



Instrumentation

Setting	Interactive key input by touch panel
Display	TFT Color LCD (6.5 inch)
Temperature control function	Air temperature, Specimen temperature PID control
Setting resolution	Temperature: 1°C
Input	Thermocouple type T (Copper/ Copper-Nickel)
Operation mode	Program operation Constant operation Cycle operation
Setting and indication ranges	Constant operation Temperature: -75 to +185°C Program operation Temperature: -75 to +185°C Time: 0 to 999 hours 59 min. Cycle operation High temperature soak: +60 to +180°C Low temperature soak: -70 to 0°C Soak time: 1 min. to 99 hours 59 min. Ramp rate: 5°C/ min. to 15°C/ min.
Test patterns	Program operation User's pattern: 10 programs Fixed pattern: 10 programs Cycle operation User's pattern: 10 programs
Accessory functions	Timer preset High/ Low temp. limit alarm Chamber/ specimen temp. control Soak control Quick soak Power failure/ recovery operation selection Program memory Programmed time display Test suspension Test completion mode selection Trend graph Alarm history display Sensor offset RS-485 communication

● Program setting



● Test settings



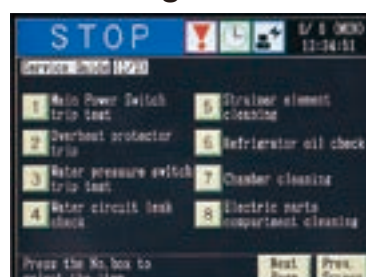
● Alarm



● Error description



● Service guide

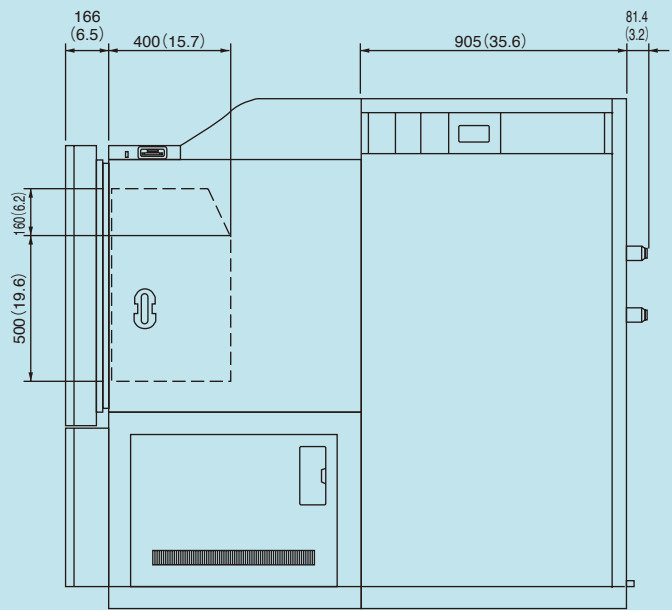
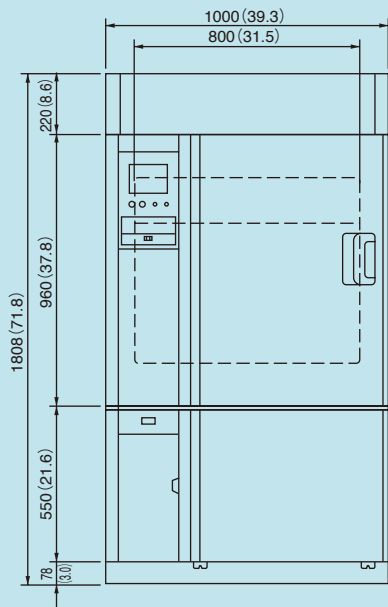
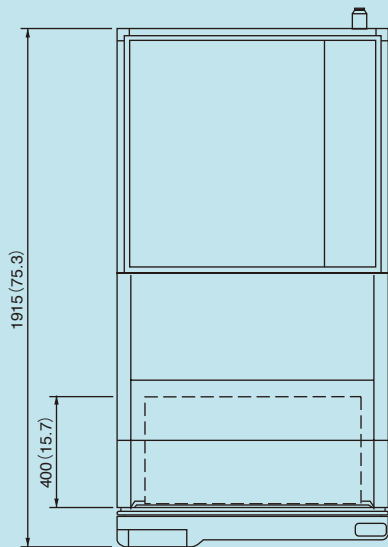


TEST STANDARD (TCC-150W COMPATIBILITY)

Test standard	Temperature setting		Temperature change rate	Soak time	Number of cycles	
	High temperature (°C)	Low temperature (°C)				
IEC 60749-25 (JESD22-A104-D)	G	+125 (+15, -0)	-40 (+0, -10)	Specimen temperature, 15°C / min. or less	1, 5, 10, 15 min.	Not specified
	I	+115 (+15, -0)	-40 (+0, -10)			
	J	+100 (+15, -0)	0 (+0, -10)			
	K	+125 (+15, -0)	0 (+0, -10)			
	L	+110 (+15, -0)	-55 (+0, -10)			
	N	+80 (+15, -0)	-30 (+0, -10)			
	O	+125 (+15, -0)	-25 (+0, -10)			
IEC 60068-2-14 Nb (JIS C 60068-2-14 Nb)	+175 ±2 +155 ±2 +125 ±2 +100 ±2 +85 ±2 +70 ±2 +55 ±2 +40 ±2 +30 ±2	-65 ±3 -55 ±3 -40 ±3 -25 ±3 -5 ±3 +5 ±3	1±0.2°C / min. 3±0.6°C / min. 5±1.0°C / min. (AVG) Average for up to five minutes	3 hours, 2 hours, 1 hour, 30 min., 10 min. 3 hours if not specified in product specifications	2	
IEC-61747-5 (EIAJ ED-2531A)	+100 ±2 +95 ±2 +90 ±2 +85 ±2 +80 ±2 +75 ±2 +70 ±2 +65 ±2 +60 ±2 +55 ±2 +50 ±2 +45 ±2 +40 ±2 +35 ±2 +30 ±2	-50 ±3 -45 ±3 -40 ±3 -35 ±3 -30 ±3 -25 ±3 -20 ±3 -15 ±3 -10 ±3 -5 ±3 -0 ±3	1±0.2°C / min. 3±0.6°C / min. 5±1.0°C / min. (AVG) Average for up to five minutes	3 hours, 2 hours, 1 hour, 30 min., 10 min. 3 hours if not specified in product specifications	2	
JESD22-A105-B	A	+85 (+10, -0)	-40 (+0, -10)	6.25°C / min.	10 min.	1000
	B	+125 (+15, -0)	-40 (+0, -10)	5.5°C / min.		
IPC-9701	TC1	100	0	Specimen temperature, 20°C / min. or less	Specimen temperature, 10 min.	200 500 1000 3000 6000
	TC2	100	-25			
	TC3	125	-40			
	TC4	125	-55			
	TC5	100	-55			
IPC-TM-650 2.6.6	A	+125 (+3, -0)	-65 (+0, -5)	—	30 min.	5
	B	+85 (+3, -0)	-55 (+0, -5)			
SAE-J1211		+85~+150	-40	4 to 6°C / min.	Low temperature, 4 hours	—

DIMENSIONS

Unit: mm(inch)



SPECIFICATIONS

Model		TCC-150W					
System		Balanced Temperature Control system (BTC system)					
Temperature range		-70 to +180°C (-94 to +356°F)					
Temperature fluctuation		±0.5°C -70 to +180°C (-94 to +356°F), after temperature stabilization					
Performance *1	Temperature change	Temperature range	-45 → +155°C *2 Target temp.: -70 → +180°C	+155 → -45°C *2 Target temp.: +180 → -70°C	-23.5 → +108.5°C Target temp.: -40 → +125°C	+108.5 → -23.5°C Target temp.: +125 → -40°C	+108.5 ⇄ -23.5°C Target temp.: +125 ⇄ -40°C
		Specimen	None	None	None	None	Yes *3
		Control target	Chamber temp.	Chamber temp.	Chamber temp.	Chamber temp.	Chamber temp. or Specimen temp.
		Ramp control	Off	Off	Off	Off	On
		Performance	23°C / min.	18°C / min.	26°C / min.	20°C / min.	15°C / min.
Allowable heat load		8 kW (-20°C or more)					
Exterior material		Cold-rolled rust-proofed steel plate					
Interior material		18-8 Cr-Ni Stainless steel plate					
Insulation		Chamber body: Foamed polyurethane, glass wool Door: Glass wool, formed resin					
Door		Single door (hinge on left, handle on right)					
Heater		Nichrome strip wire heater					
Construction	Refrigeration unit	System	Mechanical cascade refrigeration system (water-cooled condenser)				
		Compressor	Scroll-type				
		Expansion system	Electronic expansion valve				
		Refrigerant	R404A, R23				
Cooler		Plate fin cooler					
Air circulator		Sirocco fan					
Fittings		Cable port φ 25 × 100mm (×2), right & left side, specimen power supply control terminal, specimen temperature input terminal, time signal terminal, cooling tower interlock terminal, integrating hour-meter, RS-485 connector					
Chamber total load resistance		50 kg					
Inside dimensions		W800 × H500 × D400 mm (W31.50 × H19.69 × D15.75 inch)					
Outside dimensions *4		W1000 × H1808 × D1915 mm (W39.37 × H71.18 × D75.39 inch)					
Capacity		160 L					
Weight		950 kg					

*1 The performance values are based on IEC60068-3-5:2001JTM K07:2007, under the conditions of a +23°C ambient temperature, cooling water temperature +25°C, rated voltage, and no specimen.

*2 Refer to Fig on page 10.

*3 Specimen: (glass epoxy PCB) 5kg + Jig: 4kg (ESPEC standard jig)

*4 Excluding protrusions.

SPECIFICATIONS

Model		TCC-150W	
Utility requirements	Allowable ambient conditions	+ 5 to +35°C (+41 to +95°F)	
	Power supply	200V AC 3 φ 50/60Hz	115A
		208V AC 3 φ 60Hz * ⁵	115A
		220V AC 3 φ 60Hz	111A
		380V AC 3 φ 50Hz	61A
		400V AC 3 φ 50Hz	60A
	Cooling water supply pressure * ⁶	0.2 to 0.5 Mpa (2 to 5 kg/cm ² G)	
	Cooling water supply rate * ⁷	4100L/h (at reference water temp. +25°C), 7850L/h (at reference water temp. +32°C)	
	Piping connection size	Carbon steel pipe, ID 32 mm (drain and supply)	
Operating cooling water temp. range	+ 5 to +32°C (+41 to +89.6°F)		
Noise level * ⁸	Max. 65 dB		

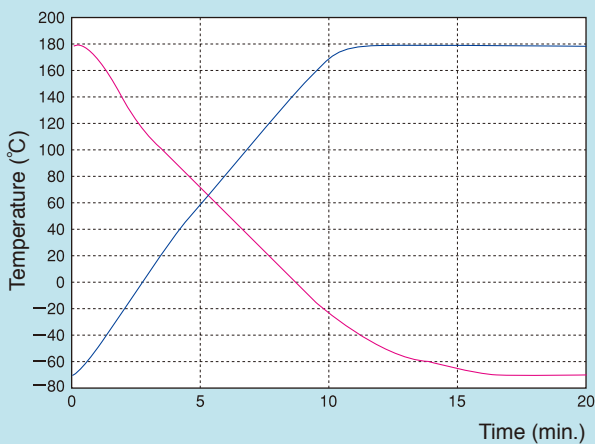
*⁵ In compliance with the requirements of the National Electric Code (NFPA 70) for the United States of America (NEC spec.)

*⁶ Rate depends on the cleanliness of the heat exchanger

*⁷ A pressure regulator valve is required if the pressure exceeds 0.5MPa (5kg/cm²G)

*⁸ Noise level was measured in an anechoic room at a height of 1.2 m from the floor and a distance of 1 m from the chamber front panel (JIS-Z-8731:1999 A-weighted sound pressure level).

TEMPERATURE CHANGE GRAPH



Temperature range: — -45 to +155°C (setting: -70, +180°C)

— +155 to -45°C (setting: +180, -70°C)

Specimen load: None

Temperature control: Chamber temperature

Ramp control: Off

Performance: — Max. 9 min. (32°C or more/min.)

— Max. 11 min. (18°C or more/min.)



Safety precautions

- Do not use specimens which are explosive or inflammable, or which contain such substances. To do so could be hazardous, as this may lead to fire or explosion.
- Do not place corrosive materials in the chamber. If corrosive substances or liquid is used, the life of the unit may be significantly shortened specifically because of the corrosion of stainless steel, resin and silicone materials.
- Do not place life forms or substances that exceed allowable heat generation.
- Be sure to read the operation manual before operation.

SAFETY DEVICES

- Leakage breaker (200, 220, 380V AC)
- Circuit breaker (208, 400V AC)
- Electrical compartment door switch
- Chamber door switch
- Thermal fuse
- High & low temperature limit alarm (Built into temperature controller)
- Overheat protector
- Circuit breaker
- Refrigerator thermal relay
- Refrigerator high/ low pressure switch
- Temperature switch for compressor
- Cooling water pressure switch
- Thermal relay for air circulator
- Circuit breaker for heater
- Motor reverse-prevention relay
- Cartridge fuse
- Specimen power supply control terminal
- Cooling tower interlock terminal

ACCESSORIES

- Flat cable port rubber plug (Silicone sponge rubber) 2
- Specimen basket (18-8 Cr-Ni stainless steel: 5 mesh per inch) 2
W700×H40×D346 mm/ load capacity 5kg
- Shelf brackets (7 positions available, pitch 60mm) 2 sets
- Cartridge fuse
 - 200V AC
 - Class A, 250V 3A 2
 - Class A, 250V 6A 1
 - 208V AC
 - Class A, 250V 7A 2
 - Class A, 250V 6A 1
 - 220V AC, 380V AC, 400V AC
 - Class A, 250V 4A 1
 - Class A, 250V 5A 1
 - Class A, 250V 6A 1
- Specimen temperature measuring thermocouple 1
- Specimen temperature input connector 1
- 3-pole socket (208V AC spec.only) 3
- Strainer R1¹/₄ in. (32mm) 1
- Nipple R1¹/₄ in. (32mm) 1
- Strainer element R1¹/₄ in. (32mm) 1
- Operation manual 1 set

OPTIONS

Paperless recorder

Records temperature of each section such as the temperature inside the chamber.

Display: 5.7inch color touch panel

Number of inputs (Initial setting):

2 (4 more channels can be turned ON)

Data saving cycle: 5 seconds

Temperature range: -100 to +200°C

Internal memory: 8MB

External memory media:

CF memory card (256 MB)

External memory function: USB port

Language support: ENG/ JPN



Paperless recorder

Temperature recorder (digital)

-100 to +220°C /100 mm

• RK-63: 3 pens

• RK-64: 6 dots



Temperature recorder

Recorder wiring

Preparation of a power cable, temperature sensor, and a grounding wire for additional installation in the future.

OPTIONS

Recorder terminal

Used to output the temperature within test area and specimen temperature.

Thermocouple

Attached to specimens to measure specimen temperature.

- Thermocouple type T without ball (Copper/ Copper-Nickel)

* Same as accessory items

Temperature attainment output

When the temperature in the chamber reaches the set values, the chamber sends out a contact signal.

Integrating hour meter with reset

Additional accessory to the standard hour meter, allowing reset.

Additional overheat protector

Additional preventive measures can be taken for excessive temperature rise in the chamber, in addition to the standard equipped overheat protector.

Overcool protector

If the temperature inside the chamber decreases excessively, the chamber stops operating to prevent the specimens from being damaged.

External alarm terminal

If the safety device of the chamber is activated, the external alarm terminal will notify it to a remote point.



Emergency stop pushbutton

Stops the chamber immediately.



Additional cable port

Provided in addition to the standard cable ports. (Right & left sides)
Location: Right & left side of the main unit

Internal diameter: $\phi 25 \times 100$ mm

* This cable port cannot be retrofitted on the field.

Cable port rubber plug

Prevents air leakage from the cable port.

Specimen basket / shelf bracket

Equivalent to standard accessory.

- Material: Stainless steel (5 mesh)

Anchoring fixtures

Used to bolt the chamber to the floor.

Casters

Installed for mobility.

Casters: 4

Levelling-feet: 4

Chamber dew tray

Prevents water leaks from the chamber onto the floor.

* The use of casters is recommended to facilitate operation.

Interface

- RS-232C
- GPIB

* Select one instead of standard RS-485.

Communication cables

- RS-485 5m/ 10m/ 30m
- RS-232C 1.5m/ 3m/ 6m
- GPIB 2m/ 4m

Power cable

- 5 m
- 10 m

* Not applicable for optional 208V, 220V, 380V and 400V AC power supply specification.

ESPEC CORP. <http://www.espec.co.jp/english>

Head Office

3-5-6, Tenjinbashi, Kita-ku, Osaka 530-8550, Japan
Tel: 81-6-6358-4741 Fax: 81-6-6358-5500

ESPEC NORTH AMERICA, INC.

Tel: 1-616-896-6100 Fax: 1-616-896-6150

ESPEC EUROPE GmbH

Tel: 49-89-1893-9630 Fax: 49-89-1893-96379

ESPEC ENVIRONMENTAL EQUIPMENT (SHANGHAI) CO., LTD.

Head Office

Tel: 86-21-51036677 Fax: 86-21-63372237

BEIJING Branch

Tel: 86-10-64627025 Fax: 86-10-64627036

TIANJIN Branch

Tel: 86-22-26210366 Fax: 86-22-26282186

GUANGZHOU Branch

Tel: 86-20-83317826 Fax: 86-20-83317825

SHENZHEN Branch

Tel: 86-755-83674422 Fax: 86-755-83674228

SUZHOU Branch

Tel: 86-512-68028890 Fax: 86-512-68028860

ESPEC TEST TECHNOLOGY (SHANGHAI) CO., LTD.

Tel: 86-21-68798008 Fax: 86-21-68798088

ESPEC SOUTH EAST ASIA SDN. BHD.

Tel: 60-3-8945-1377 Fax: 60-3-8945-1287

ESPEC ENGINEERING (THAILAND) CO., LTD.

Tel: 66-0-3-810-9353 Fax: 66-0-3-810-9356



ISO 9001/JIS Q 9001

Quality Management System Assessed and Registered

ESPEC CORP. has been assessed by and registered in the Quality Management System based on the International Standard ISO 9001:2008 (JIS Q 9001:2008) through the Japanese Standards Association (JSA).

* Registration : ESPEC CORP.
(Overseas subsidiaries not included)

ISO 14001 (JIS Q 14001)

Environmental Management System Assessed and Registered

ESPEC CORP.
(Overseas subsidiaries not included)